


WELDING & CUTTING EQUIPMENT



GST

PT. GRAHA SARANA TEKNIKO

PT. Graha Sarana Tekniko adalah sebuah perusahaan yang bergerak dalam bidang Supplier Sparepart & Accesories Welding Equipment. Perusahaan kami mensupply suku cadang dan aksesoris las pada peralatan industri baik pada perbengkelan maupun instalasi perusahaan. PT. Graha Sarana Tekniko berdiri pada tahun 2014 yang berlokasi di Perniagaan HARKOT (Harmoni Kota Tangerang) Jl. Merdeka No. 53 Blok C2 No. 1-2 Tangerang - Banten.

Kami berusaha memberikan pelayanan terbaik yang handal secara Profesional yang berkarakter berdasarkan dari uji kualitas dan keandalan produk yang bertujuan untuk menjadikan leadership kepada rekan bisnis dalam bidang perdagangan peralatan industri tersebut.

VISI PT. GRAHA SARANA TEKNIKO

Berorientasi pada "Kepuasan Pelayanan Pelanggan"

MISI PT. GRAHA SARANA TEKNIKO

- Memberikan pelayanan, pengetahuan dan keamanan serta kualitas produk di bidang peralatan teknik
- Membina kerjasama dalam bidang bisnis terhadap semua relasi kami
- Memberikan Kepuasan Pelanggan adalah Tujuan kami

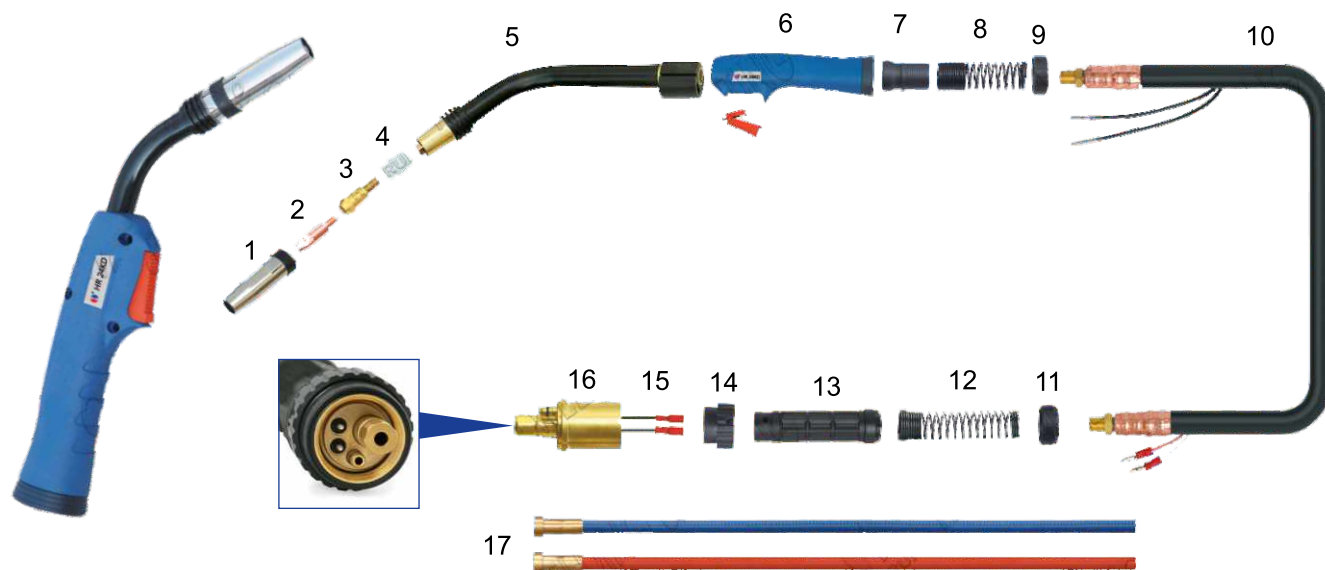


MB Series Air-Cooled MIG Guns

MB Series - Designed for Industrial durability...

• Due to the reliability and robust quality of the MB Series of HUARUI Binzel's semi-automatic air-cooled torches, you will find troublefree operation on every welding job suitable to those torches. MB torches offer exceptional performance at extremely competitive costs. High-quality materials and precise machining tolerances spell superior welds, few repairs and lower operational costs than competitive models, especially when used with long-lasting HUARUI Binzel consumables. Available in 180 to 340 amperes, MB series torches have proven their reliability year after year.

- Optimal torch cooling - long service life consumables
- Unmatched reliability
- Time-saving torch exchange due to HUARUI's Central Plug and Socket System (Euro connection). Also available in direct plug versions.
- Ergonomically designed for less welder fatigue



TECHNICAL DATA					
Model		BINZEL 15AK	BINZEL 24KD	BINZEL 36KD	BINZEL 40KD
Rating	CO ₂	180A	250A	340A	380A
	Mixed Gas	150A	220A	320A	360A
Duty Cycle		60%	60%	60%	60%
Wire Diameter (mm)		0.6-1.0mm	0.8-1.2mm	0.8-1.2mm	1.0-2.4mm
		Rated using power source with VDE standard volt/amp characteristic $[V=(Ax0.05) + 14]$ When pulse welding, reduce rating by 35%			

PARTS NAME

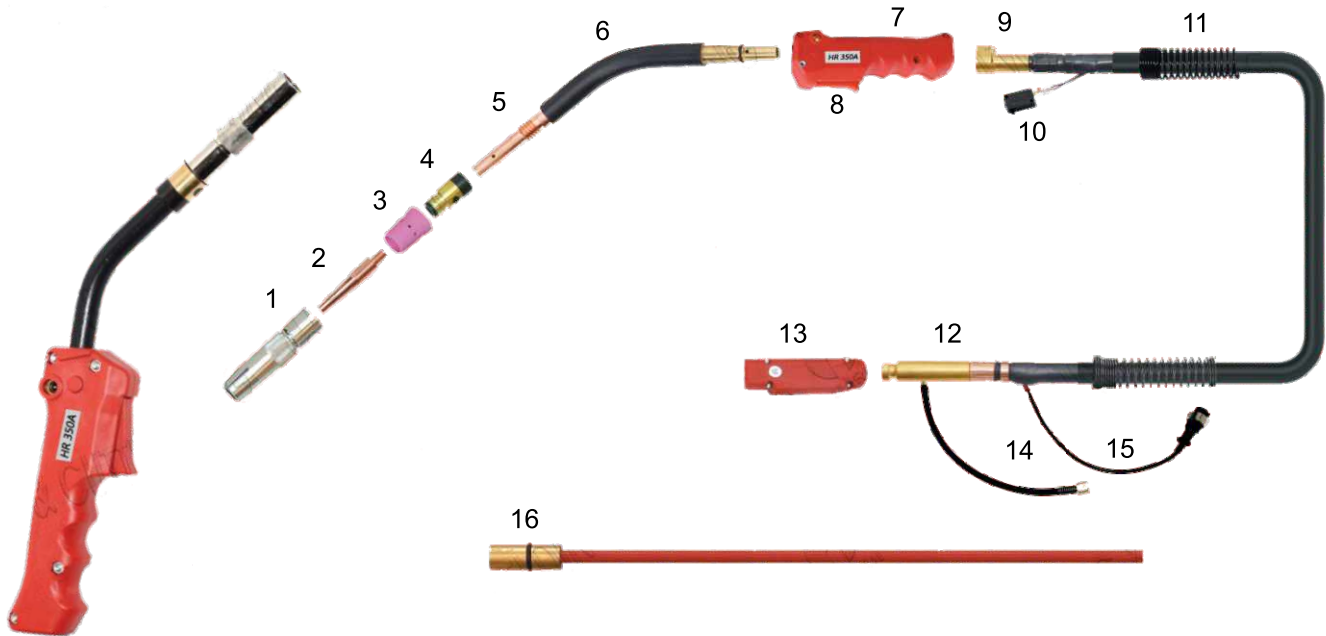
- | | | |
|---------------------|-------------------------------|----------------------------|
| 1. Nozzle Conical | 7. Micro Switch | 13. Rear Handle |
| 2. Contact Tip E-CU | 8. Ball Joint | 14. Rear Connector Nut |
| 3. Tip Holder | 9. Spring For Front Handle | 15. Spring Pin |
| 4. Gas Diffuser | 10. Cable Assy | 16. Euro Central Connector |
| 5. Swan Neck | 11. Lock Nut For Front Handle | 17. Blue Steel Liner |
| 6. Front Handle | 12. Spring For Rear Handle | Red Steel Liner |



Panasonic Series Air-Cooled MIG Guns

Panasonic Series - Designed for Industrial durability...

Medium level with Panasonic Style handle and connection, available on a range between 200 A, 350 A, and 500 A @60 % duty cycle with consumable compatible Panasonic and OTC Torch.



TECHNICAL DATA					
Model		PANA 200A	PANA 350A	PANA 500A	
Rating	CO ₂	200A	350A	500A	
	Mixed Gas	160A	320A	450A	
Duty Cycle		60%	60%	60%	
Wire Diameter (mm)		0.8-1.2mm	1.0-1.4mm	1.2-1.6mm	
		Rated using power source with VDE standard volt/amp characteristic $[V=(Ax0.05) + 14]$ When pulse welding, reduce rating by 35%			

PARTS NAME

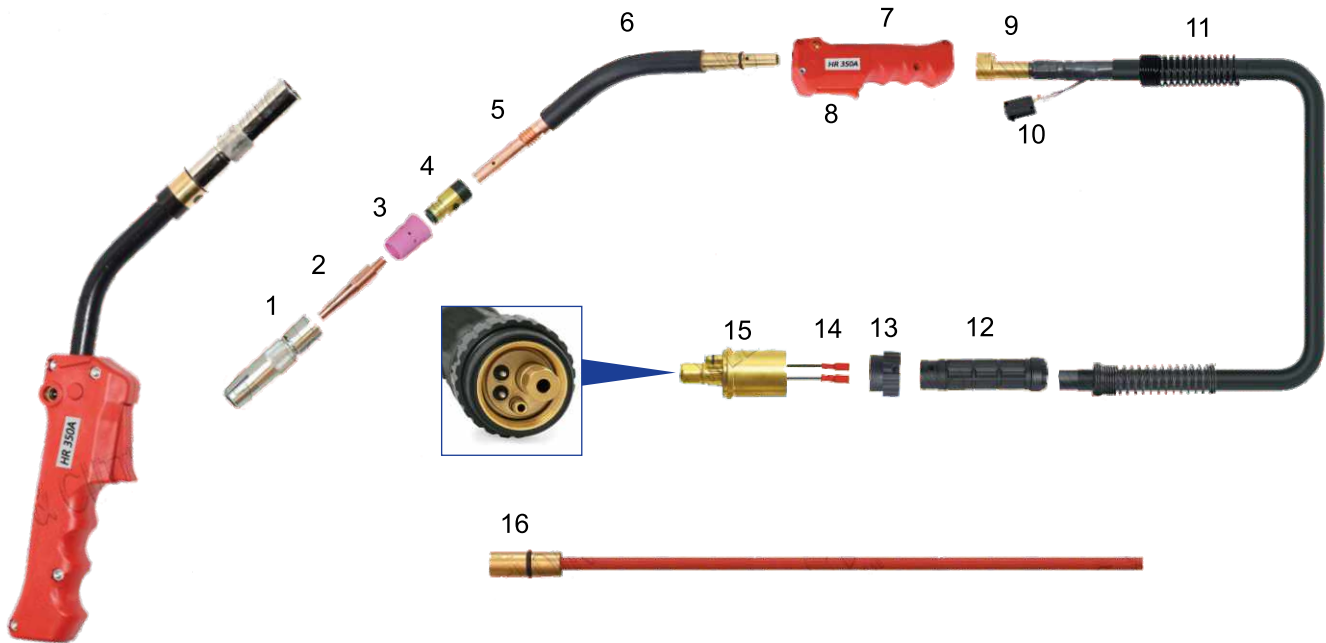
- | | | |
|---------------------|---------------------|----------------------------|
| 1. Nozzle Conical | 7. Front Handle | 13. Rear Handle |
| 2. Contact Tip E-CU | 8. Trigger | 14. Hose With Connector |
| 3. Gas Diffuser | 9. Front Torch Body | 15. Controllable Connector |
| 4. Insulator | 10. Micro Switch | 16. Red Steel Liner |
| 5. Tip Holder | 11. Cable Assy | |
| 6. Swan Neck | 12. Rear Torch Body | |



Panasonic Series Air-Cooled MIG Guns

Panasonic Series - Designed for Industrial durability...

Medium level with Panasonic Style handle and connection, available on a range between 200 A, 350 A, and 500 A @60 % duty cycle with consumable compatible Panasonic and OTC Torch.



Panasonic With Euro Connector

TECHNICAL DATA					
Model		PANA 200A	PANA 350A	PANA 500A	
Rating	CO ₂	200A	350A	500A	
	Mixed Gas	160A	320A	450A	
Duty Cycle		60%	60%	60%	
Wire Diameter (mm)		0.8-1.2mm	1.0-1.4mm	1.2-1.6mm	
		Rated using power source with VDE standard volt/amp characteristic [V=(Ax0.05) + 14] When pulse welding, reduce rating by 35%			

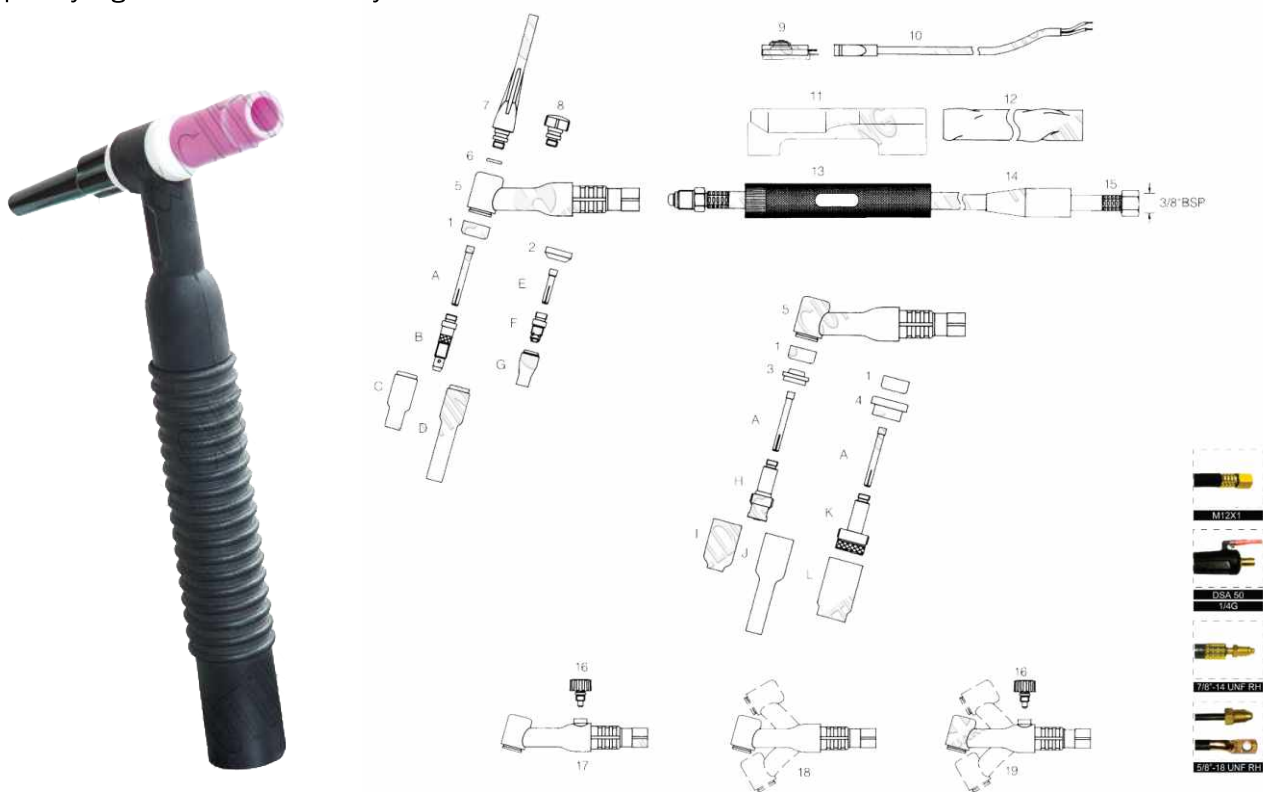
PARTS NAME

- | | | |
|---------------------|---------------------|----------------------------|
| 1. Nozzle Conical | 7. Front Handle | 13. Rear Connector Cut |
| 2. Contact Tip E-CU | 8. Trigger | 14. Spring Pin |
| 3. Gas Diffuser | 9. Front Torch Body | 15. Euro Central Connector |
| 4. Insulator | 10. Micro Switch | 16. Red Steel Liner |
| 5. Tip Holder | 11. Cable Assy | |
| 6. Swan Neck | 12. Rear Handle | |



Air-Cooled TIG Torch

The best known and used Tig torch, High quality and technology for trouble free performance whatever the welding jobs are. Very flexible welding cable with high insulation level. Wearing parts compatible with international standard. Silicone Rubber torch bodies, reduce the possibility of accidental damage during use or the loss of high frequency signal due to torch body failure



TECHNICAL DATA				
Model		WP-9	WP-17	WP26
Rating	DC	125A	150A	200A
	AC	80A	120A	160A
Duty Cycle		60%	60%	60%
Tungsten Diameter (mm)		0.5-1.6mm	0.5-2.4mm	0.5-3.2mm

PARTS NAME

ITEM NAME	PART NO.	
WP-26 Argon Arc Welding Torch (PVC Cable, Outside Cover, Trigger, Switch Boot)	4M	8M
WP-26 Argon Arc Welding Torch (Rubber Cable, Outside Cover, Trigger, Switch Boot)	WP26-12SSW	WP26-25SSW
WP-26 Argon Arc Welding Torch (Cable Assy 2piece, Outside Cover, Trigger, Switch Boot)	WP26-12RSSW	WP26-25RSSW
	WP26-12-2SSW	WP26-25-2SSW

ITEM NAME	PART NO.
WP-26FX Argon Arc Welding Torch (Flexible, Rubber Cable Assy 4M, Outside Cover, Trigger, Switch Boot)	Kit Torch (Flexible Torch Body)
WP-26V Argon Arc Welding Torch (Flexible, Rubber Cable Assy 4M, Outside Cover, Trigger, Switch Boot)	Kit Torch (Torch Body With Valve)
WP-26VFX Argon Arc Welding Torch (Flexible, Rubber Cable Assy 4M, Outside Cover, Trigger, Switch Boot)	Kit Torch (Flexible With Valve)



A COLLET

PART NO.	NAME
10N21	Collet Dia. 0.5mm
10N22	Collet Dia. 1.0mm
10N23	Collet Dia. 1.6mm
10N24	Collet Dia. 2.4mm
10N25	Collet Dia. 3.2mm

B COLLET BODY

PART NO.	NAME
10N29	Collet Body Dia. 0.5mm
10N30	Collet Body Dia. 1.0mm
10N31	Collet Body Dia. 1.6mm
10N32	Collet Body Dia. 2.4mm
10N33	Collet Body Dia. 3.2mm

C STD. CERAMIC CUP

PART NO.	NAME
10N50	Std. Ceramic Cup Dia. 6mm
10N49	Std. Ceramic Cup Dia. 8mm
10N48	Std. Ceramic Cup Dia. 10mm
10N47	Std. Ceramic Cup Dia. 11mm
10N46	Std. Ceramic Cup Dia. 13mm
10N45	Std. Ceramic Cup Dia. 16mm
10N44	Std. Ceramic Cup Dia. 19mm

D LONG CERAMIC CUP

PART NO.	NAME
10N49L	Long Ceramic Cup Dia. 8mm
10N48L	Long Ceramic Cup Dia. 10mm
10N47L	Long Ceramic Cup Dia. 11mm

E STUBBY COLLET

PART NO.	NAME
10N21S	Stubby Collet Dia. 0.5mm
10N22S	Stubby Collet Dia. 1.0mm
10N23S	Stubby Collet Dia. 1.6mm
10N24S	Stubby Collet Dia. 2.4mm
10N25S	Stubby Collet Dia. 3.2mm

F STUBBY COLLET BODY

PART NO.	NAME
17CB20	Stubby Collet Dia. 0.5-3.2mm

G STD CERAMIC CUP

PART NO.	NAME
13N08	Std Ceramic Cup Dia. 6mm
13N09	Std Ceramic Cup Dia. 8mm
13N10	Std Ceramic Cup Dia. 10mm
13N11	Std Ceramic Cup Dia. 11mm
13N12	Std Ceramic Cup Dia. 13mm
13N13	Std Ceramic Cup Dia. 16mm

H GAS LENS BODY

PART NO.	NAME
45V29	Gas Lens Body Dia. 0.5mm
45V29	Gas Lens Body Dia. 1.0mm
45V29	Gas Lens Body Dia. 1.6mm
45V29	Gas Lens Body Dia. 2.4mm
45V29	Gas Lens Body Dia. 3.2mm

I GAS LENS CUP

PART NO.	NAME
54N18	Gas Lens Cup Dia. 6mm
54N17	Gas Lens Cup Dia. 8mm
54N16	Gas Lens Cup Dia. 10mm
54N15	Gas Lens Cup Dia. 11mm
54N14	Gas Lens Cup Dia. 13mm
54N19	Gas Lens Cup Dia. 17mm

J LONG GAS CUP

PART NO.	NAME
54N17L	Long Gas Cup Dia. 8mm
54N16L	Long Gas Cup Dia. 10mm
54N15L	Long Gas Cup Dia. 11mm

K LGE GAS LENS BODY

PART NO.	NAME
45V116	Lge Gas Lens Body Dia. 1.6mm
45V64	Lge Gas Lens Body Dia. 2.4mm
995795	Lge Gas Lens Body Dia. 3.2mm

L LGE DIA GAS LENS CUP

PART NO.	NAME
57N75	Lge Gas Cup Dia. 10mm
57N74	Lge Gas Cup Dia. 13mm
53N88	Lge Gas Cup Dia. 16mm
53N87	Lge Gas Cup Dia. 19mm

CONSUMABLE PARTS

PART NO.	NAME
1. 18CG	Heatshield Cup Gasket
2. 18GC20	Heatshield Cup Gasket
3. 54N01	Heatshield Cup Gasket
4. 54N63	Heatshield Cup Gasket (Large Dia Gas Lens)
5. WP26	Torch Body (With Gasket)
6. 98W18	Back Cap "O" Ring
7. 57Y02	Back Cap Long
8. 57Y04	Back Cap Short
9. 950	Micro Switch Bulbous Button
NI 950F	Micro Switch Flat Button
10. 950-40	Bulbous Micro Switch c/w 4mt 2 Core Cable
950-80	Bulbous Micro Switch c/w 8mt 2 Core Cable
11. RDZ0590	Switch Boot
NI 607663	Switch Retaining Boot
12. 609123	Protective neoprene Cover, 4m
609125	Protective neoprene Cover, 8m
13. 10N15	Handle
14. 0315071	Insulator Boot
15. 46V28	PVC Cable Assembly 4m
46V30	PVC Cable Assembly 8m
46V28R	Rubber Cable Assembly 4m
46V30R	Rubber Cable Assembly 8m
46V28-2	Cable Assembly 2 piece, 4m
46V30-2	Cable Assembly 2 piece, 8m
16. VS-1	Valve Stem
17. WP-26V	Torch Body With Valve
18. WP-26FX	Flexible Torch Body
19. WP-26VFX	Flexible Torch Body With Valve



PLASMA TORCH (COMPATIBLE FOR TRAFIMET)



CONSUMABLE PARTS

PART NO.	NAME
1.	Torch Head - S25/S25K Torch Head S45
2. PE0106	Swirl Ring
3. PR0105	Electrode, Hafnium
4. PD0102-09	Tip 0.9mm
PD0102-10	Tip 1.0mm
5. PR0110	Electrode, Hafnium
6. PD0116-06	Tip 0.65mm - S25K - GYS 20K
PD0116-08	Tip 0.8mm - S25K - GYS 20
PD0116-09	Tip 0.9mm - S25K - GYS 20
7. PR0106	Extended Electrode, Hafnium
8. PD0103-65	Extended Tip 0.65mm - S25K
PD0103-09	Extended Tip 0.9mm - S25
PD0103-10	Extended Tip 1.0mm - S45
9. PC0116	Nozzle Retaining Cap S45
PC0122	Nozzle Retaining Cap S25K (1 Hole)
PC0117	Nozzle Ret. Cap S25K (2 Hole) - GYS 20K
PC0135	Nozzle Ret. Cap S35K (4 Hole) - GYS 20
10.	Double Pointed Spacer
11.	Handle c/w Switch - Hand Torch
12.	4mtr Cable Assy S25K - Type A 4mtr Cable Assy S25K - Type B 4mtr Cable Assy S25K - Type C 6mtr Cable Assy S25K - Type D

TECHNICAL DATA	
Model	S45
Rating	40 Amps
Duty Cycle	60%
Gas	Single
Air Flow	90 liters



CONSUMABLE PARTS

PART NO.	NAME
1. PF0135	Torch Head – Hand
2. FH0647	Diffuser
3. PR0117	Electrode, Hafnium
4. PE0112	Swirl Ring
5. PD0114-10	Tip 1.0mm
PD0114-12	Tip 1.2mm
6. PC0114	Nozzle Retainign Cap
7. CV0076	Ceramic Cup
8. CV0028	Stand Off Spring
9. TP0110	Handle c/w Switch

TECHNICAL DATA	
Model	S57/S105
Rating	70 Amps
Duty Cycle	60%
Max. Cutting Capacity	23mm
Air Pressure	0.5MPa



PLASMA TORCH (COMPATIBLE FOR PANASONIC)

CONSUMABLE PARTS

PART NO.	NAME
A.	HRYT-10PD Torch Head – Hand
B.	R TKC00005 Handle c/w Switch
A1.	Torch Head-Hand
B1.	Handle c/w Switch
C1.	HRYT-10PE Torch Head – Machine
C2.	HRTKC06102 Handle-Machine
1.	HRTET02033 Electrode, Hafnium
2.	Tip 1.1mm 40A
	HRTET01310 Tip 1.3mm 63A
	HRTET01512 Tip 1.5mm 80A
	HRTSM06626 Tip 1.7mm 100A
2A.	HRTET01035 Old Style Nozzle 1.3mm, 63A
	HRTET01507 Old Style Nozzle 1.5mm, 80A
	HRTET01809 Old Style Nozzle 1.7mm, 100A
3.	TGN02004 Nozzle Retaining Cap, ceramic
4.	Site Wheel
5.	Wrench for Electrode/Tip
6.	HRTFQ08102 Insulate Ring




TECHNICAL DATA

Model	P80
Rating	80 Amps
Duty Cycle	60%
Gas	0.35-0.45 MP
Cutting Capacity	35mm Max.

CONSUMABLE PARTS

PART NO.	NAME
A.	Torch Head – Hand
B.	Handle c/w Switch
1.	18205 Electrode - Zirconium
2.	19683 Electrode HD - 30 -50 amp - Hafnium
3.	20862 Electrode Hafnium
4.	18785 Swirl Baffle - 4 Holes
5.	20463 Swirl Baffle - 6 Holes
6.	18204 Shield Cup
7.	18866 Tip 1.0 - .039 - 30 amp
8.	19682 Tip HD 0.96 - .038 - 30 amp
	20079 Tip HD 1.35 - .053 - 50 amp
9.	20860 Tip 0.96 - .038 - 30 amp
	21008 Tip 1.07 - .042 - 40 amp
	20861 Tip 1.17 - .046 - 50 amp




TECHNICAL DATA

Model	PT31
Rating	40 Amps
Duty Cycle	35%
Gas	Single
Air	0.35-0.45 MPa
Cutting Capacity	10mm



PLASMA HYPER THERM PARTS



Consumable type	Torch type	Amperage	Nozzle	Shield/ Deflector	Retaining cap	Electrode	Swirl ring
Drag-cutting	Hand	45	220941	220818	220854	220842	220857
		65	220819				
Mechanized	Machine	45	220941	220817	220854 or 220953 (Ohmic)	220842	220857
		65	220819				
Unshielded	Machine	45	220941	220955	220854	220842	220857
		65	220819				
FineCut	Hand	45	220930	220931	220854 or 220953 (Ohmic)	220842	220857
	Machine	45		220948			220857
Gouging	Hand		220797	220798	220854	220842	220857
	Machine						

GOUGING TORCH



TECHNICAL DATA		
Model	K3000	K4000
Amperage Range	90-600 amps	90-1000 amps
Electrode Size	3.2-9.5 mm	4.0-12.7 mm
Air Requirments	624 l/min	708 l/min



CONSUMABLES (COMPATIBLE ESAB/SAF)



PARTS NAME

PART NO.	NAME
1. 33366	Electrode, Hafinium
2. 33367	Swirl Baffle
3. 21616	Shield Cup - PT27
4. 21420	Double Pointed Spacer
5. 33368	Tip 0.93 - 037 - 30 amp
33369	Tip 1.16 - 046 - 50 amp
33418	Tip 1.32 - 052 - 80 amp



PARTS NAME


PART NO.	NAME
1. 0408-2404	Electrode, Hafinium
0408-2051	Electrode, Zirconium
2. 0408-2261	Cutting Tip - 1.0mm
0408-2262	Cutting Tip - 1.2mm
0408-2385	Cutting Tip - 1.6mm
3. 0408-2267	Protective Nozzle Guide - TN
4. 0408-2405	Ceramic Assembly c/w Boss
5. 0408-2268	Ceramic Guide - TI
6. 0408-2053	Guide Spring

CONSUMABLES (COMPATIBLE FOR OTC / SAF / SG53)





REGULATOR



C₂H₂ Regulator



Oxygen Regulator



CO₂ Regulator



Argon Regulator



TUNGSTEN ELECTRODE



EARTH CLAMP

TECHNICAL DATA	
Diameter (mm)	1.0, 1.6, 2.0, 2.4, 3.0, 3.2, 4.0 etc.
Length (mm)	150, 175
Finish	Ground Finish



CABLE CONNECTOR MALE & FEMALE



ELECTRODE HOLDER



WELDING HELMET



NOZZLE DIP GEL



CAPACITOR SQUARE



CAPACITOR



IGBT



STEP SWITCH



AXIAL FAN



FAN FOR PANASONIC



PC BOARD WELDING MACHINE



SOLENOID VALVE



CURRENT SENSOR



WIRE FEEDER ROLLER



WIRE FEEDER ASSEMBLY

WIRE FEEDER



MENERIMA JASA SERVICE
MESIN LAS SEMUA MERK



**Menerima Special Order
Welding Sparepart**



PERNIAGAAN HARKOT
(HARMONI KOTA TANGERANG)
JL. MERDEKA NO. 53 BLOK C2 NO. 1-2
TANGERANG - BANTEN
TELP/FAX : 021 - 55732752